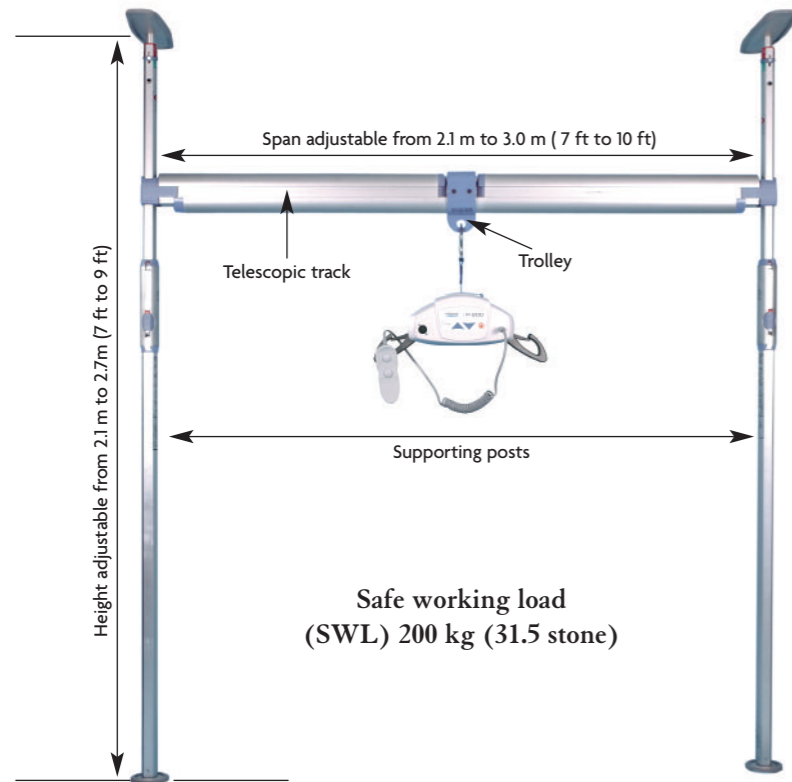


Technical Specifications



Optional carry bag available

Bag includes; built in wheels/tow handle and identity label window.

1 YEAR WARRANTY

✓ Compliant with the relevant sections of BS EN ISO 1035:2006
'Hoists for the transfer of disabled persons – Requirements and test methods'

PRISM MEDICAL UK

Prism Medical UK Divisions:

Westholme Division

Northern Region: Newcombe Street, Elland, West Yorkshire HX5 0EG UK
Tel: +44 (0)1422 260 011
Fax: +44 (0)1422 371 783
E-mail: info@westholme.co.uk
www.prismmedical.co.uk

Southern Region: Unit 7, Saracen Industrial Estate, Mark Road, Hemel Hempstead, Hertfordshire HP2 7BJ UK
Tel: +44 (0)1442 265 462
Fax: +44 (0)1442 416 833
E-mail: info@westholme.co.uk
www.prismmedical.co.uk

Carefree Division

13 - 15 Pennington Street, Hindley, Wigan, Lancashire WN2 3AH
Tel: +44 (0)1942 251 210
Fax: +44 (0)1942 251 211
E-mail: info@carefreelifting.co.uk
www.prismmedical.co.uk

Test Valley Division

Unit 9, Fernacre Business Park, Romsey, Hampshire SO51 0HA UK
Tel: +44 (0)1794 521 217
Fax: +44 (0)1794 521 218
E-mail: admin@testvalleymobility.co.uk
www.prismmedical.co.uk

Saluss Division

Integra 200, St Asaph Business Park, St Asaph, Denbighshire LL17 0LJ
Tel: +44 (0)1352 736 558
Fax: +44 (0)1352 736 559
E-mail: helpdesk@saluss.co.uk
www.prismmedical.co.uk

APLS Division

Unit 20B, Airport Industrial Estate, Newcastle Upon Tyne NE3 2EF
Tel: +44 (0)191 271 6330
Fax: +44 (0)191 271 6065
E-mail: info@assured-pls.com
www.prismmedical.co.uk

Liftech Division

Unit 42, South Hampshire Industrial Park, Totton, Southampton, Hampshire SO40 3SA
Tel: +44 (0)2380 872 098
Fax: +44 (0)2380 667 247
E-mail: sales@liftechsystems.co.uk
www.prismmedical.co.uk

Healthcare Division

Suite SO3, Kestrel Court, Harbour Road, Portishead Quays, Bristol BS20 7AN
T +44 (0)1275 390 680
F +44 (0)1275 390 401
E-mail: healthcareinfo@prismmedical.co.uk
www.prismmedical.co.uk

FREEWAY Easy Fit System



PRISM MEDICAL UK

Moving and Handling Solutions

PRISM MEDICAL UK



FREWAY Easy Fit System

The new Freeway Easy Fit System is light and compact – manufactured from high strength aluminium, each component part weighs no more than 12 kg.

The system is easy to transport and assemble, even where space is limited and other systems cannot be used. It requires no additional fixings or costly building modifications.

It can be used to hoist between beds, chairs and toilets/commodes, either as a temporary or permanent solution.



FREWAY P-200

The new Freeway portable hoist

When the Easy Fit System is combined with the Freeway P-200 it provides the perfect portable overhead hoisting solution.



The system can be assembled by one person in under five minutes – no tools required.



1 Position and erect the two supporting posts

The system features a unique 'one step height adjustment' of the supporting posts*.

Height adjustable from 2.1 m to 2.7 m (7 ft to 9 ft).




2 Locate one end of the track onto a supporting post

The location points on the posts rotate to aid the assembly of the system. It also allows the posts to be positioned at an angle if needed.



3 Extend the telescopic track and locate the other end onto the second supporting post


Span adjustable from 2.1 m to 3.0 m (7 ft to 10 ft).



4 Locate locking caps onto the ends of the track

Unique pressure gauge on each supporting post

Installation pressure is applied between the ceiling and the floor. 'Auto adjusts' to prevent damage to ceiling.




Built in easy slide trolley

Accommodates most designs of portable hoists.



Large surface area top plates

Helps to spread the pressure over the ceiling to prevent damage.



Two height options for track

Offers flexibility to adjust the track height to suit set up in the room.



The supporting posts include a levelling indicator

Helps to ensure the posts are level and correctly positioned.



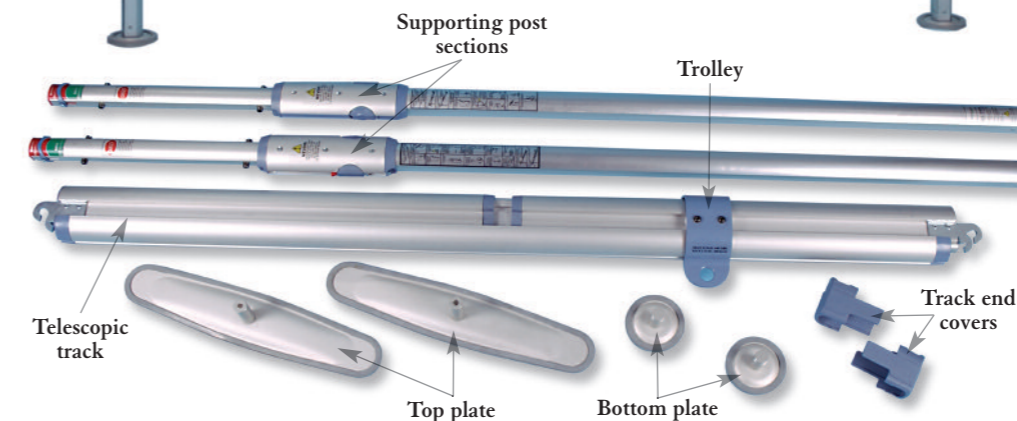

Good posture

The unique design helps to maintain good posture during the assembly/disassembly of the system.



Moulded rubber on bottom plates

Provides grip and prevents damage to floors.



Caution: Do not attempt to assemble/disassemble the Easy Fit System without first reading the operating instructions

* Patents pending